

BRITISH VIRGIN ISLANDS TRAVEL GUIDE





British Virgin Islands

HERE IS THE ESSENTIAL BOATJUMP GUIDE FOR VISITORS
TO THESE BEAUTIFUL ISLANDS.

The British Virgin Islands- BVI- are over 50 mostly uninhabited islands in the Caribbean. With steady trade winds, calm currents, protected bays and line of sight navigation, this is one of the world's top sailing hot spots.

Tortola is the yacht charter capital of the Caribbean, and arguably the most famous sailing destination in the world. Throughout the BVI you'll find sheltered harbors, stunning beaches, fresh seafood and great diving and snorkeling.



ENTRY REQUIREMENTS

A valid passport is required for entry.

US, Canadian and EU citizens do not require visas. EU citizens may be given an automatic 90-day stay.

Proof of sufficient funds to stay in the islands and/or accommodation reservations as well as proof of onward travel may be asked for.

CUSTOMS

You can bring in food, but not meat. Officially you're required to pay 5% to 15% import duty on the value, but it isn't often enforced. One litre of alcohol is permitted duty free.

Determining what you can take home depends on your country of origin. Check with your country's customs agency for clarification. US Customs and Border Protection has details for citizens of the United States.

More information here: <http://bit.ly/2UWbs0z>

Save your receipts, as a customs agent may ask to see them along with the items purchased. More information here: <http://bit.ly/2Gzcknl>

HEALTH and SAFETY

It is essential that all your basic vaccinations are up to date.

You can view all vaccination requirements for the islands here: <http://bit.ly/2TK3qaK>

The islands are in general a low crime area, however as with anywhere use sensible precautions. Up to date travel safety information can be found here <http://bit.ly/2N45vMs>

TRAVEL INSURANCE

Travel insurance is essential when you plan to travel to the islands.

We can provide you with information so you are properly covered for your upcoming trip.





CURRENCY

Local currency is the US dollar (US\$).

BANKING SERVICES

ATMs are in main towns on Tortola and Virgin Gorda, but not elsewhere. Credit cards are accepted in most hotels and restaurants. Banking hours are 9am–4pm Monday to Thursday and to 5pm on Friday.

CELLULAR PHONES & WI-FI

The country code is 1; the area code is 284.

You can call the British Virgins from the United States by just dialling 1, the area code 284, and the number.

To call the U.S. from the B.V.I., just dial 1 plus the area code and the number.

SIM cards are easy to get at local shops in Road Town and at large marinas.

We strongly recommend that you bring all necessary adaptors and cables for charging your electronics with you. You will find free Wi-Fi in most of the marinas and many of the hotels and restaurants. If you would like to have Wi-Fi on your yacht, most charter providers can organize this for you.

DEPARTURE TAX

The airport departure tax is now included in your ticket price. Visitors arriving by air and sea in the British Virgin Islands must pay a \$10 environmental and tourism levy per person.



How to get there



AIRPORT

Tortola's Terrance B Lettsome Airport is the gateway to the BVI.

It's a modern airport facility with an ATM, car-rental agencies, free wi-fi and food concessions. The tiny airports on Virgin Gorda and Anegada are mostly for charter planes.

Many visitors opt to fly to Cyril E King Airport on St Thomas in the US Virgin Islands, as it is the region's largest airport and has more flights. Visitors then complete the journey by ferry.

Flights from the US mainland, Canada and Europe usually connect via Puerto Rico, St Thomas or St-Martin/Sint Maarten.

MARINAS

1. NANNY CAY MARINA Tel +1 284 394 2512 / VHF Channel 16

On the southern coast between Road Town & West End,

2. MANUEL REEF MARINA Tel +1 284-495 2066

Sea Cows Bay. Road Town.

*You can find a comprehensive guide to all marinas on the islands with contact details, GPS coordinates and lots of other useful information here: <http://bit.ly/2RZFX8Q>


EMERGENCY NUMBERS

In case of emergency you can call the base. We will provide you with the information of the contact person once you booked your charter.

OTHER HELPFUL NUMBERS ARE:

EMERGENCY (Police / Fire / Ambulance)
999





CREW

The decision whether you want to take the sails in your own hands or leave that to a local skipper, is totally up to you.

Either has its advantages and disadvantages. The same applies to whether you want to hire a cook. Most charter companies will offer same or similar services.

CHECKOUT CAPTAINS

If it has been a while since you last sailed and you're feeling a little rusty, or perhaps you are newly qualified and want to boost your confidence or maybe you have not sailed much before.

We recommend that you hire a checkout captain for the first day or so. The captain will go through all the manoeuvres with you, docking, anchoring, mooring, taking the sails out, taking them in, boat systems and anything else you would like to go through.

CAPTAINS

If you would like to hire a professional captain to take the pressure off your crew or perhaps you do not know how to sail, hire a captain.

Your captain can help you to plan your itinerary, to make sure you squeeze in all the best sights and not miss any secret places. When you hire a captain, it is important to keep in mind that you will be responsible for his provisioning. Usually, the captains are used to eating whatever is on your meal plan. When you go onshore for lunch or dinner, it would be a nice gesture to bring the captain along.

Please make sure there is enough food on board, or alternatively you can provide the captain with some cash - \$20 is usual - for dinner.

ASA CAPTAINS

Some charter companies are accredited ASA (American Sailing Association) sailing schools. If you are interested in taking some courses while you chartering in the islands, please let us know so we can provide you with the information and look for the right boat.



Hotels and accommodation



From luxury villas that have hosted rock stars and royalty to locally owned guest houses for under US\$100 a night, the islands have a range of accommodations to cover all needs.

SLEEP ABOARD

If you are arriving a day before your charter you can consider sleeping aboard. The cost varies from charter company to charter company and is subject to availability of the boat. Please inform us if you wish to inquire for a possible sleep aboard.

There really is nothing like the sound of the waves gently lapping at the side of the boat to send you to sleep with sweet dreams. And you will of course wake up on board with smell of the sea in your nostrils.

ACCOMMODATION ON THE ISLANDS




TRIPADVISOR
visitors highest rated
hotels on the islands.




AIRBNB
rentals.



FODOR'S
guide to hotels
in British
Virgin Islands.





Local weather and Sailing conditions

The average temperature is about 79 °F. The northeast trade winds blow almost 300 days per year and temper the heat, but winds from the south are hot and humid and are sometimes accompanied by hurricanes.

There are two distinct seasons—a relatively dry season, which lasts from December to June, and a rainy winter season from July to December. There is abundant rain in July and September, but it is irregularly distributed.

Another recommended weather page is the **INTELLICAST** animated Caribbean satellite overview. It lets you see exactly what you are dealing with and if you want a broader view, you can have a look at the Atlantic satellite. If you want to check out current wind conditions, visit **WINDFINDER**.

HURRICANES

The hurricane season typically follows the rainy season, from June through November. However, the most active months for hurricanes are early September through mid-October.

If you are planning on visiting during hurricane season then comprehensive travel insurance is a good idea.

ENVIRONMENT

The islands is a nature paradise that welcomes sailors from all over the world to explore the unspoiled islands. Here are some eco-friendly suggestions to help keep the local environment beautiful and clean:

- DO NOT USE PLASTIC PLATES, CUTLERY, GLASSES OR SINGLE USE PLASTIC BAGS.
- BUY GALLONS OF WATER INSTEAD OF SMALL PERSONAL PLASTIC BOTTLES.
- NEVER, EVER DROP ANCHOR OVER A CORAL BED.



Extras

Depending on the charter company you have booked your charter with, there will be different extras to choose from.

We recommend you to let us know in advance if you would like to rent any of the extras. Here are some examples:

1. PROVISIONS

If your charter is bareboat, even with a crew, you will need to provision yourself.

In order to better plan your meals for the week, we suggest that you order your groceries online in advance. It is generally safe to order your provisioning about 2 weeks ahead of your arrival date for delivery to your yacht.

If hiring crew, please remember that you are responsible for supplying their provisions as well, so please consider them when planning your food & beverage budget.

In the BVI there are two good provisioning grocery stores in Road Town that do a great job of catering to sailors. You can order the provisions in advance online and they will deliver everything to you.

Those two companies are:

1. Rite Way – <http://www.rtwbvi.com/>
2. One Mart – <http://www.onemartfoods.com/>

2. STAND-UP PADDLE BOARDS

3. KAYAKS

4. KITCHEN EQUIPMENT

Many boats will have kitchens with basic equipment. However, if you want something particular such as a blender, let us know.

5. FISHING EQUIPMENT

There is some great fishing in local waters. However, please be aware that there are strict rules for recreational fishing. All 'game' fish such as marlin are 'catch and release'. Hence, the boat you are chartering needs to be registered with the local authorities. Please inquire with your booking agent at Boatjump what possibilities you have in regards to fishing on your charter. Some companies will be able to provide you with fishing equipment. Many people drag a hand line behind the boat with a "teaser" and/or baited line. Kingfish, mahi and wahoo or the ever-present barracuda may just hook up and you'll have your own fresh fish to eat. It of course always tastes better when you've caught it yourself.



6. SCUBA DIVING & SNORKELLING

Most of the dive sites in the BVI are suitable for all levels of divers. Diving can be done year-round. Water temperature is typically warm ranging from 78 to 83°F and visibility is usually high at 20 to 30 meters.

Dive sites around the British Virgin Islands feature stunning shipwrecks, seamounts, coral gardens and sandy bottoms. If diving from Tortola, the most famous dive site is the RMS Rhone shipwreck which lies off the nearby Salt Island.

Besides that, the sandy bottoms and gentle sloping reefs at islands like Norman Island, Pelican Island, Dead Chest Island are all recommended for new divers.

For more experienced divers, diving from Virgin Gorda you can visit the Dog Islands which features underwater formations like arches and canyons.

For advanced level divers, the Chikuzen wreck is covered with colorful corals and sponges. The Invisibles are submerged pinnacles with sweeping currents that carry beautiful fish. A Blonde Rock is always alive with activity, but is only possible to dive here during good weather.

Shipwrecks, are often home to schools of barracuda as well as yellowtail snapper and many lobsters. Night dives are exciting as lobsters come out to hunt and orange cup corals unfurl to feed.

Off Virgin Gorda, sea turtles, eagle rays, great barracuda, amberjack and cobia can be seen. On the sea floor, expect to see nurse sharks, stingrays and colonies of garden eels. Occasionally, reef sharks pass through sites exposed to the open sea.



What to pack

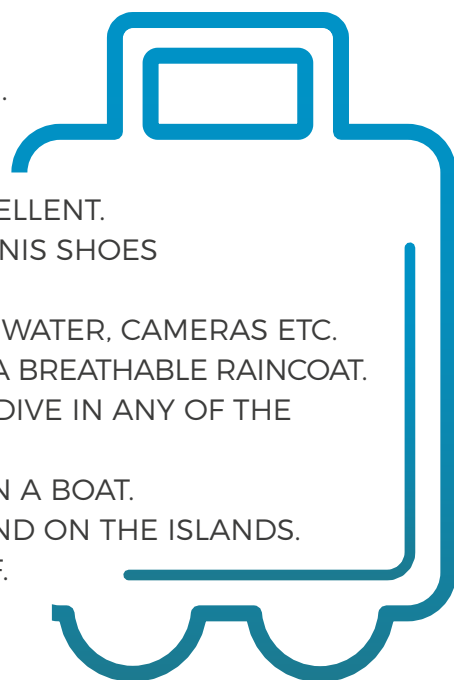
It is normal that you pack more than necessary especially when it is your first charter in the Caribbean. As space on the yacht is limited, find here a guide on what to pack to make sure your group is comfortable on the yacht.

The island's weather is pleasant year-round, but these are times when rain showers are less likely.

The more you bring, the more you have to carry around and store aboard the yacht. Be aware to bring a soft type bag instead of hard suit cases because there will be no space to store them on the yacht.

PACKING LIST

- SHORTS, T-SHIRTS, AND CASUAL, LIGHTWEIGHT CLOTHING.
- SUN VISORS.
- BATHING SUITS.
- SELECTION OF SUNSCREEN, AFTER SUN AND INSECT REPELLENT.
- FLIP FLOPS AND A PAIR OF BOATING TYPE SHOES OR TENNIS SHOES WITH WHITE NON-SKID SOLES.
- SMALL DAYPACK FOR ONSHORE ADVENTURES TO CARRY WATER, CAMERAS ETC.
- YOU MAY LIKE TO BRING A LIGHT SWEATER OR JACKET, OR A BREATHABLE RAINCOAT.
- SNORKEL AND MASK IF YOU ARE ATTACHED TO PLAN TO DIVE IN ANY OF THE MORE FORMAL ESTABLISHMENTS.
- EARPLUGS. THERE CAN BE A LOT OF UNUSUAL NOISES ON A BOAT.
- A COUPLE OF GOOD BOOKS, THEY ARE VERY HARD TO FIND ON THE ISLANDS.
- A FEW ZIP LOCK BAGS. KEEPS EVERYTHING WATERPROOF.
- SPARE BATTERIES FOR YOUR CAMERA.




What not to pack

- DO NOT BRING LARGE SUITCASES.
- FOODSTUFFS.
- CHECK THAT ANY PRESCRIBED MEDICINES ARE LEGAL IN BRITISH VIRGIN ISLANDS.
- VALUABLE JEWELLERY OR ITEMS WITH A SENTIMENTAL VALUE.
- PERFUMES OR VERY SCENTED SOAPS ETC. THE BITING INSECTS WILL HEAD STRAIGHT FOR YOU.

Think about how many electronic goods you really need to bring. You're on vacation remember.

If you are bringing a drone ensure the batteries are packed in a separate fireproof bag, this enables you to take them onboard aircraft.






Eating and drinking

SOME OF THE BEST DINING IN THE CARIBBEAN CAN BE FOUND
IN THE BRITISH VIRGIN ISLANDS.

From catch of the day at a local beach shack to fine dining, the stunning views always make the food taste even better.

Remember, this is the Caribbean, life moves at a different pace, and of course as in anywhere in the world, places come and go. In high season, advance reservations are strongly advised.





Here are our top 5 recommendations

1

FINE DINING \\\ ☎ +1 284 495 4355

The Sugar Mill Restaurant features local island fare in a beautiful, historic building. Try and get a table on the terrace and enjoy great lobster dishes, conch fritters, curried chicken and awesome Key Lime Pie with the sound of the waves crashing in front of you on Little Apple Bay.

Find out more: <http://bit.ly/2thwbjp>

2

LOCAL VIBES \\\ ☎ +1 284 545 6510

Literally right on Carrot Bay, on the West side of Tortola, is D'Coalpot BVI Restaurant Bar & Grill. This is a great place to try Roti, burrito-like flatbread wraps. Curried chicken, beef, goat or chickpeas are the most popular fillings accompanied by chili chutney.

Find out more: <http://bit.ly/2GkR31X>

3

SEAFOOD SEAFRONT \\\ ☎ +1 284 547 0539

The Wonky Dog is one of the best places to eat lobster in BVI. Put your feet on the sand and enjoy dishes like jerk mango coconut lobster, blackened snapper and sticky toffee pudding.

Find out more: <http://bit.ly/2tIRxfu>

4

LAZY LUNCH \\\ ☎ +1 284 343 0197

Hog Heaven is on the road above Leverick Bay on Virgin Gorda. Locals, and neighbours like Richard Branson, come here for the BBQ ribs, pulled pork and burgers and one of the best views on the islands.

Find out more: <http://bit.ly/2SAJBXa>

5

QUAINT AND QUIRKY \\\ ☎ +1 284 495 7052

Boat access only at the informal Fat Virgin Café on North Sound. Enjoy the wings with tamarind sauce, grilled snapper or chicken roti at the waterside tables.

Find out more: <http://bit.ly/2S2pZGh>

Suggested itinerary

BRITISH VIRGIN ISLANDS 7 DAY SAILING YACHT CHARTER ITINERARY


HERE IS A SUGGESTED 7-DAY ITINERARY FOR YOUR SAILING TRIP
IN THE BRITISH VIRGIN ISLANDS:



NORMAN ISLAND

Depart Road Town, Tortola for The Bight, Norman Island a short journey of 8 nautical miles. Norman Island is often referred to by locals as “Treasure Island”, as legends are resplendent with stories of buried pirate treasure.

There is great snorkeling outside the Caves all along the Southwestern tip of treasure point. Chill out with a coconut martini and fish tacos right on the water at Pirates Bight Bar.




THE INDIANS and COOPER ISLAND

A short sail of 1 nautical mile north from Norman island to The Indians, one of the best diving and snorkeling sites in the BVI. Between 10am and noon on the eastern side of the rocks is usually the best for snorkeling. Remember that touching or standing on the coral kills it.

Cooper Island has an idyllic white, palm fringed beach for exploring and a friendly beachfront bar and restaurant with two dingy docks.

One of the highlights here is snorkeling in 6 to 8 feet of water over turtle grass. You can also come across spotted eagle rays. If you plan on diving, make sure you don't miss the famous “Wreck Alley”. Sunsets here are awesome!





Day **3**

SALT ISLAND and TRELLIS BAY

Depart Copper Island for a very short- 1 nautical mile- to Salt Island. This is one of the highlights for divers.

The top dive site in the BVI, the wreck of the RMS Rhone, is located here.


You can prearrange a rendezvous with a local dive company like Dive BVI here <http://bit.ly/2X0eWAZ>

The snorkelers in your group can snorkel over the 1867 wreck. Ashore are three salt ponds, which belong to the British Crown, but are operated by the local people, from whom you can purchase harvested salt.

Depart Salt Island for Trellis Bay less than 8 nautical miles away.

Trellis Bay is known for full moon parties.

Aragorn's and Trellis Bay Market are good places for provisions and the market has a convenient dinghy mooring.



Day **4**

THE BATHS


Depart Trellis Bay early so that you can secure a prime mooring at The Baths.

The Baths are an incredible sight, with huge, house-sized boulders literally piled on top of each other. These giant boulders or batholiths, were brought to the surface by volcanic eruptions, and are scattered about forming a beautiful grotto and tranquil pools for bathing.

If you feel like exploring, there are several paths through the boulders that lead to Devil's Bay, one of the most beautiful bays in the British Virgin Islands.

You can enjoy the rock climbing as there are ladders, platforms and ropes to assist.

Less than 9 nautical miles away is your next stop. Gorda Sound, at the north end of Virgin Gorda, has several places to go ashore and explore.



Day **5**

THE DOGS and GREAT HARBOR

Depart Gorda Sound for The Dogs, about 6 nautical miles sailing.

The Dogs are primarily a snorkel and dive stop.

The reef is huge, extremely colorful and alive with marine life.


Depart The Dogs for the next stop of Great Harbor, 13 nautical miles away.

Great Harbor is home to Foxy's, a local legend. Very lively parties can be found several times a year.

If a big party isn't happening, Foxy often plays his guitar live, adlibbing songs as he goes - usually funny songs about anyone in his presence.

Very nearby is the Soggy Dollar Bar, a great choice for cold beer and conch fritters. Families with children will love the white sand beach.





SANDY CAY

Depart Great Harbor for Sandy Cay, less than 1 nautical mile away.

Drop anchor at Sandy Cay or pick up a mooring buoy at Green Turtle Cay.

Both offer white, sandy, deserted islands with snorkeling, swimming and exploring options.

A short hike past hermit crabs and various lizards to the top of Sandy Cay should not be missed!

For divers, Little Jost Van Dyke can't be beat.

When conditions are right, you can dive at the Bubbly Pool.

Featured in magazine articles around the world, the 'Bubbly Pool' is still a somewhat closely guarded secret.

Nature's jacuzzi, this naturally formed tidal pool is located behind jagged cliffs facing the open ocean from the north. from the north.



NORMAN ISLAND

Depart Green Turtle Cay for Norman Island less than 15 nautical miles sailing.


Swim, snorkel and enjoy your last full day on what is reported to be the island that was the inspiration for the book, Robinson Crusoe.



ROAD TOWN

Sail the 7 nautical miles to Road Town, Tortola.

Head to the Island Roots Café for the best coffee on Tortola, banana bread and English Breakfast are good to eat. Free Wi-Fi.





We hope that you find our guide useful, please contact us if you have any suggestions for updates or improvements.
WE VALUE YOUR FEEDBACK.

FOLLOW US ON SOCIAL MEDIA



and good sailing

